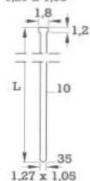
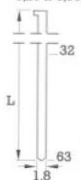


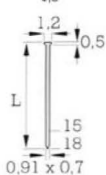
**SK 355-221 para
puntas de cabeza
empotrable tipo
SK 300 de
15-55mm.**



**SK 335-201 para
puntas de cabeza
empotrable tipo SK
300 de 10-35mm.**

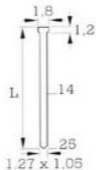


**SKDA 663-770
para puntas de
cabeza
empotrable tipo
SKDA 600 de
32-63mm.**

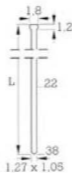


**SK 218-411 para
BRADS tipo SK200
de 15-18 mm**






**SK 325-121 para
BRADS tipo SK300
de 14-25 mm**



**SK 338-616 para
BRADS tipo SK300
de 22-38 mm**



**SK 350-211
para BRADS tipo
SK300
de 20-50 mm**

