


Fast Food



ENVASES PARA ENSALADA


BASE ENSALADERA

MODELO	CÓDIGO					
BASE 610 ml	155	60	500	0	24	PCP5240002
BASE 1100 ml	180	74	400	0	24	PCP5240000



TAPA ENSALADERA

MODELO	CÓDIGO					
TAPA ALTA 610 ml	160	26	500	0	24	PCP5240004
TAPA BAJA 610 ml	160	10	500	0	24	PCP5240003
TAPA 1100 ml	185	10	400	0	24	PCP5240001



ENSALADERA BISAGRA

MODELO	CÓDIGO					
TAPA BISAGRA 1000 cc	176	70	330	0	12	PCP5240008



ENVASES PARA SANDWICH

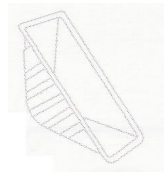
CON TAPA

MODELO	CÓDIGO						
70 mm	180	70	80	500	0	18	PCP5316396
80 mm	180	80	85	500	0	18	PCP5316398
90 mm	185	90	85	500	0	20	PCP5316420
110 mm	180	110	80	400	0	16	PCP5316423





PARA TERMOSELLAR

MODELO	CÓDIGO						
70 mm TERMOS.	180	74	85	1500	0	18	PCP5316401



LONCHEADOS

MODELO	CÓDIGO									
L 850 H27				400	0	12	PCP5316388			
L 850 H40				400	0	12	PCP5316389			
L H27	224	146	28	202	126	22	400	0	16	PCP5316392
L H40	224	146	46	202	126	40	400	0	16	PCP5316393
L GRANDE H27	232	184	26	206	156	18	400	0	12	PCP5316391
L GRANDE H40	232	184	46	206	156	44	400	0	12	PCP5316390



ENVASES PARA POLLO



MODELO	CÓDIGO									
TAPA PP NEGRA	258	190	68	208	162	60	420	0	9	PCP5311861
BASE PP NEGRA	260	188	40	206	156	38	420	0	9	PCP5311860